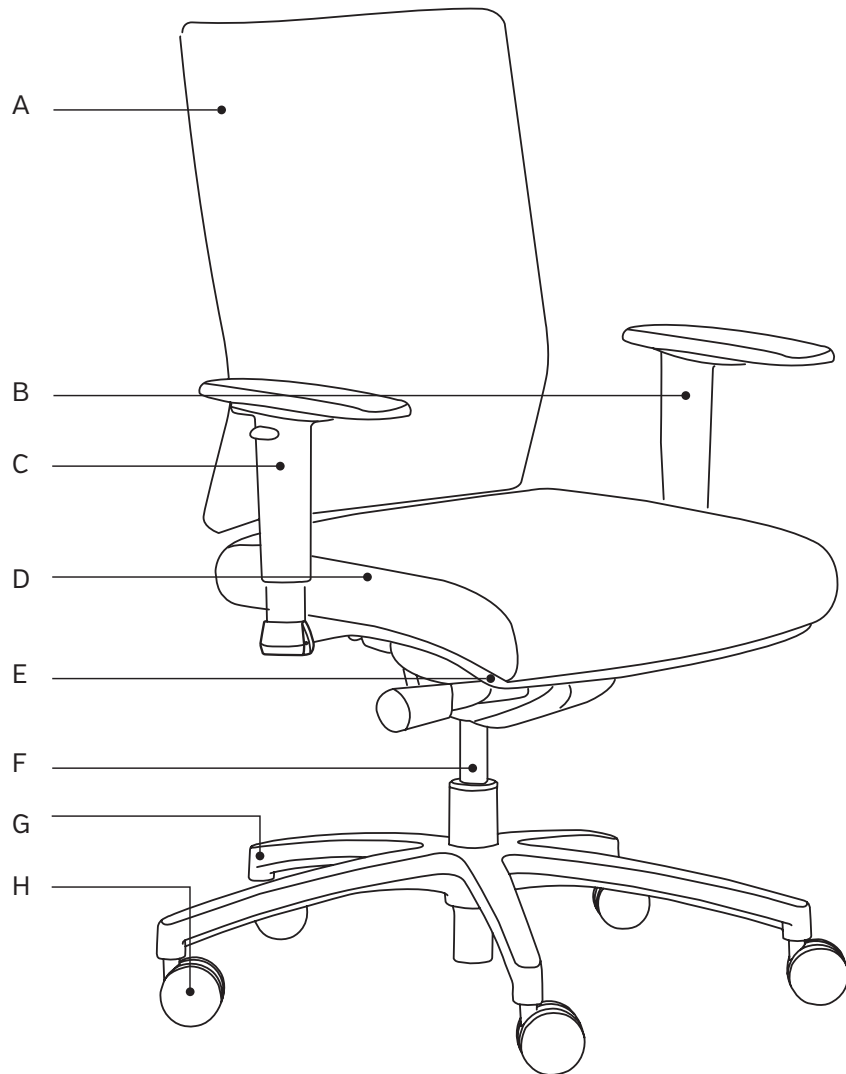




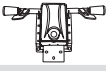











idesk

Assembly Instructions Task Chair
401B AMBARELLA

Package Contents, page 1/2



Item		Part Name	Part #	Qty
A		Back Frame	G00001	1
B		Left Arm	G00002	1
C		Right Arm	G00003	1
D		Seat Pan	G00004	1
E		Mechanism	G00005	1
F		Gas Cylinder	G00006	1
G		Base	G00007	1
H		Caster	G00008	5
J		Hex Wrench	G00010	1
K		Short Bolt	G00011	3
L		Medium Bolt	G00012	8
M		Long Bolt	G00013	2
N		Flat Washer	G00014	3
O		Spring Washer	G00015	3

Warning

1. Product is for single person use only.
2. Do not use this chair unless all bolts and knobs are securely tightened.
3. Check that all bolts and knobs are tightened every six months or as needed.
4. Dispose of packing material properly. Do not use plastic cover as a head covering. Suffocation may result.
5. Do not use this chair as a stepladder.

For assistance, call [888] 471-1616, or www.youtube.com/user/ideskinc1

