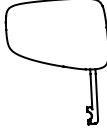



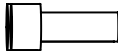




idesk

Assembly Instructions

407 OROBLANCO TABLET



Item		Part Name	Part#	Qty
A		Tablet [B/W]	G00219/G00270	1
B		Clamp A	G00220	1
C		Clamp B	G00221	1
D		Aluminum Clamp	G00222	1
E		Screw [M6*16]	G00223	4
F		Hex Wrench [M6]	G00207	1
G		Hex Wrench [M3]	G00205	1

N1: See Oroblanco Training Chair 406 for Assembly Instructions

Warning

1. Product is for single person use only.
2. Dispose of packing material properly. Do not use plastic cover as a head covering. Suffocation may result.
3. Do not use this chair as a stepladder.

For assistance, call [888] 471-1616, or www.youtube.com/user/ideskinc1

